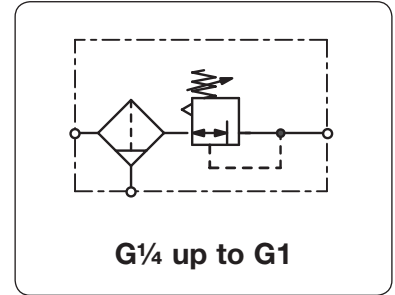


Description	Modular pressure filter regulator which can be interlocked with all other instruments of the same series.		
Media	compressed air or non-corrosive gases		
Supply pressure	max. 15 bar		
Adjustment	by plastic knob with snap-lock		
Relieving function	relieving		
Gauge port	G $\frac{1}{8}$ or G $\frac{1}{4}$ at series 095, on both sides of the body, screw plugs supplied		
Filter element	20 μ m, optionally 5 μ m, made of sintered polyethylene		
Bowl	plastic version with bayonet catch,	threaded connection at series 042	
Drainage	manual drain with semiautomatic drain, optionally automatic drain		
Temperature range	0 °C to 50 °C / 32 °F to 122 °F		
Material	Body: nylon, POM at series 042	Inner valve: brass	Thread insert: brass
	Bowl: polyamide		
	Elastomer: NBR/Buna-N		



Dimensions			Bowl		Flow rate		Supply max.	Connection	Order number
A	B	C	Design	Capacity	m 3 /h*1	l/min*1	bar	thread	
mm	mm	mm	made of / with	l				G	

Plastic filter regulator									
manual drain with semiautomatic drain, relieving, max. 15 bar w/o gauge, pressure range 0...8 bar, 20 μ m filter element									
42	198	126	plastic /	0.02	51	850	15	G $\frac{1}{4}$	B042-02HC
52	239	148	bowl guard	0.04	84	1400		G $\frac{3}{8}$	B050-03HC
52	239	148		0.04	90	1500		G $\frac{1}{2}$	B052-04HC
63	276	173		0.10	138	2300		G $\frac{1}{2}$	B075-04HC
137	276	173		0.10	144	2400		G $\frac{3}{4}$	B080-06HC
115	411	237		0.20	840	14000		G1	B095-08HC



Special options, add the appropriate letter

5 μm filter element		for B042 to B080	B0...0.G.
		for B095	B095-0.G.
non-relieving	without relieving function	all	B0...0...K
0... 4 bar pressure range		for B042 to B080	B0...0...B
		for B095	B095-0...B
0...12 bar pressure range		for B042 to B080	B0...0...D
		for B095	B095-0...D
automatic drain			B0...0...R

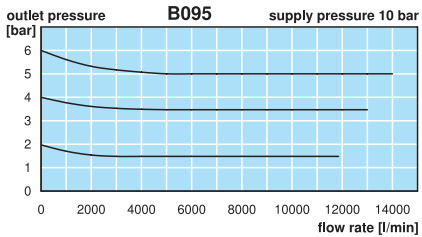
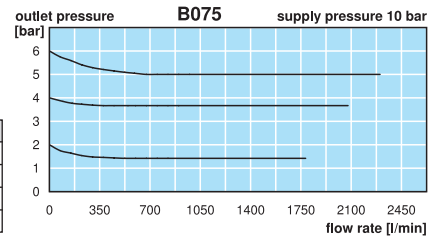
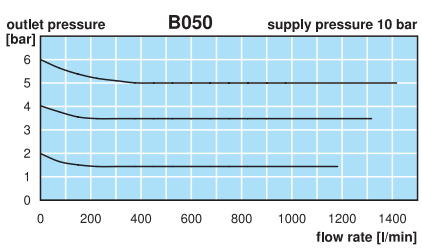
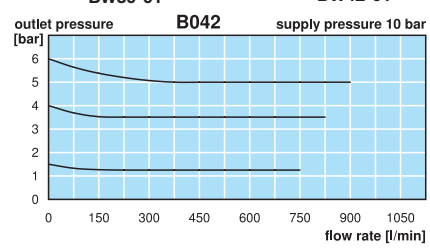
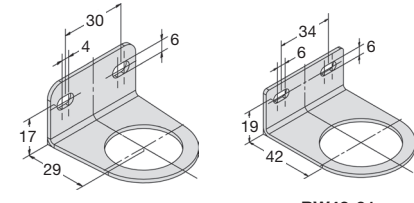
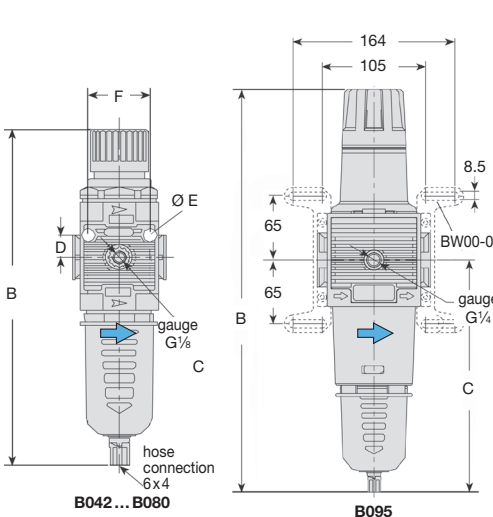


Accessories, enclosed

pressure gauge	\varnothing 40 mm, 0...*2 bar, G $\frac{1}{8}$ \varnothing 50 mm, 0...*2 bar, G $\frac{1}{8}$ \varnothing 63 mm, 0...*2 bar, G $\frac{1}{4}$	for B042 for B050 to B080 for B095	MA4001-..*2 MA5001-..*2 MA6302-..*2
mounting bracket	made of steel, mounting nut at the device	for B042 for B050 to B080 for B095	BW30-01 BW42-01 BW00-02



Filter regulators
17



Series	D	\varnothing E	F	K	L
B042	10.5	4.5	31	-	42
B050/52	16	5.5	41	63	52
B075	17.5	5.5	45	75	63
B080	17.5	5.5	45	-	63

*1 at 10 bar supply pressure, 6 bar outlet pressure and 1 bar pressure drop *2 04 = 0...4 bar, 10 = 0...10 bar, 16 = 0...16 bar

Extensions: see chapter for FRL service units
Gauges: see chapter for measuring devices
Spare parts: see separate spare parts list

PDF CAD
www.aircom.net

Order example:
B042-02HC